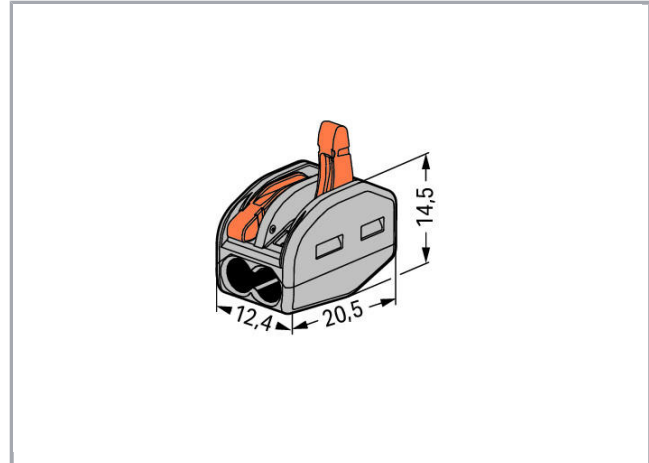


Data sheet | Item number: 222-412

CLASSIC Splicing Connector; for all conductor types; max. 4 mm²; 2-conductor; with levers; gray housing; Surrounding air temperature: max 40° C; 2,50 mm²; gray

www.wago.com/222-412



Item description

Safety information 1:
in grounded power lines

Data

Electrical data

Subject to changes. Please also observe the further product documentation!

WAGO Kontakttechnik GmbH & Co. KG
Hansastr. 27
32423 Minden
Phone: +49571 887-0 | Fax: +49571 887-169
Email: info.de@wago.com | Web: www.wago.com

Do you have any questions about our products?
We are always happy to take your call at +49 (571) 887-44222.



Ratings per IEC/EN 60664-1

Ratings per	EN 60664
Nominal voltage (II/2)	400 V
Rated surge voltage (II/2)	4 kV
Rated current	32 A
Legend (ratings)	(II / 2) \triangleq Overvoltage category II / Pollution degree 2

Connection data

Connection technology	CAGE CLAMP®
Actuation type	Lever
Connectable conductor materials	Copper
Solid conductor	0,08 ... 2,5 mm ² / 28 ... 12 AWG
Stranded conductor	0,08 ... 2,5 mm ² / 28 ... 12 AWG
Fine-stranded conductor	0,08 ... 4 mm ² / 28 ... 12 AWG
Strip length	9 ... 10 mm / 0.35 ... 0.39 inch
Total number of connection points	2
Total number of potentials	1
Wiring type	Side-entry wiring

Geometrical Data

Width	12,4 mm / 0.488 inch
Height	14,5 mm / 0.571 inch
Depth	20,5 mm / 0.807 inch

Material Data

Color	gray
Flammability class per UL94	V0
Fire load	0.067 MJ
Color of actuator	orange
Weight	3.1 g

Environmental Requirements

Surrounding air temperature (operation)	40 ... 40 °C
Continuous operating temperature	85 ... 85 °C

Subject to changes. Please also observe the further product documentation!

WAGO Kontakttechnik GmbH & Co. KG
 Hansastr. 27
 32423 Minden
 Phone: +49571 887-0 | Fax: +49571 887-169
 Email: info.de@wago.com | Web: www.wago.com


Do you have any questions about our products?
 We are always happy to take your call at +49 (571) 887-44222.

Commercial data




Packaging type	BOX
Country of origin	DE
GTIN	4050821346470
Customs tariff number	85369010000

Approvals / Certificates



Country specific Approvals

Logo	Approval	Additional Approval Text	Certificate name
	ENEC 15 UL International Demko A/S	EN 60998	ENEC-01360

Ship Approvals

Logo	Approval	Additional Approval Text	Certificate name
	ABS American Bureau of Shipping	-	18-HG1755093-PDA
	DNV GL Det Norske Veritas, Germanischer Lloyd	EN 60998	TAE000015T
	LR Lloyds Register	EN 60998	04/20013 (E8)

UL-Approvals

Logo	Approval	Additional Approval Text	Certificate name
	UL UL International Germany GmbH	UL 486C	E69654
	UL Underwriters Laboratories Inc.	UL 467	E201573

Subject to changes. Please also observe the further product documentation!

WAGO Kontakttechnik GmbH & Co. KG
 Hansastr. 27
 32423 Minden
 Phone: +49571 887-0 | Fax: +49571 887-169
 Email: info.de@wago.com | Web: www.wago.com

Do you have any questions about our products?
 We are always happy to take your call at +49 (571) 887-44222.

Counterpart

Compatible products

Mounting adapter



Item no.: 222-500

Mounting carrier; 222 Series; for DIN-35 rail mounting/screw mounting; orange

www.wago.com/222-500

Downloads

CAD/CAE-Data

CAD data

2D/3D Models 222-412

[URL](#)

[Download](#)

CAE data

EPLAN Data Portal 222-412

[URL](#)

[Download](#)


WSCAD Universe 222-412

[URL](#)


[Download](#)

Handling Instructions


Conductor termination



Strip conductor to 9 ... 10 mm (0.35 ... 0.39 inch).



Termination: Lift the lever to open the clamping unit and insert a stripped conductor.



Then, lower the lever to close the clamp.

Testing

Subject to changes. Please also observe the further product documentation!

WAGO Kontakttechnik GmbH & Co. KG

Hansastr. 27

32423 Minden

Phone: +49571 887-0 | Fax: +49571 887-169

Email: info.de@wago.com | Web: www.wago.com


Do you have any questions about our products?

We are always happy to take your call at +49 (571) 887-44222.




Testing via Profi-LED+ voltage tester (206-806).


Application



Wiring fine-stranded conductors in a junction box.




Custom low-voltage lighting system




Connecting pre-wired and pre-fabricated components (e.g., in mobile homes).

Subject to changes. Please also observe the further product documentation!



Lighting fixture connection with fine-stranded wires and power feed



Compact, lever-operated splicing connectors:

Tool-free connection of up to five stripped, fine-stranded conductors from 0.08 ... 4 mm² (28 ... 12 AWG), as well as solid or stranded conductors up to 2.5 mm² (12 AWG).

This is how it works:

Subject to changes. Please also observe the further product documentation!



Pull up one of the orange operating levers to open the clamping unit so that the lever engages and keeps the clamp in its opened position. Then insert the conductor and push the lever back down, flush with the connector housing.

Safety:

The specially designed rest position of the lever reliably prevents accidental unclamping of a connected conductor.

Application safety, for any type of conductor (solid, stranded, fine-stranded), is confirmed by approvals like ENEC or UL.

ENEC is the European mark for electrical products that demonstrates compliance with European safety standards. The ENEC mark is subjected to the same EN standards as the VDE mark.

While the VDE mark is only permitted in Germany, the ENEC mark is accepted in more than 20 European countries.

Subject to changes. Please also observe the further product documentation!